



Belvac Production Machinery Technical Bulletin

Information for Customers Operating & Maintaining Belvac Machines

ISSUE 04 VOL. 8 OCTOBER 2005

LIGHT TESTER - UPPER ASSEMBLY SERVICE

Replace Harness when Replacing Upper Lighting Assembly:

When replacing the "Upper Lighting Assembly" on your modular or fixed base Light Tester, always replace the wiring harness supplied with the assembly. *See part numbers included, below.*

Wire harness wear negatively affects performance of the halogen lamps. Replacing both at the same time minimizes the risk of unexpected shutdown and time loss due to cable failure. Additionally, by replacing both, issues of interchangeability will not result due to upgrades, revisions, etc.

Figure 1 indicates wear and tear found in the production environment over a period of years.

Modular Base Assembly (3710282)

Cable assembly
includes:


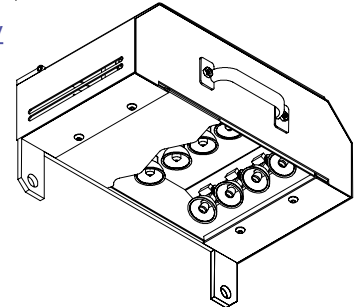
3710193
C48603
C48604




Fixed Base Assembly (3710275)

Cable assembly
includes:

C48942
C48943



Fixed base assembly
shown above, example of
wear.



With repeated
opening and
closing, this area
becomes a wear
point.

Exploded View
of Figure 1
detail.